



GHPC[®]
Tecnologia em Produtos Pneumáticos

Catálogo Técnico

Sensor à prova de Campo Magnético

SM10R-M12



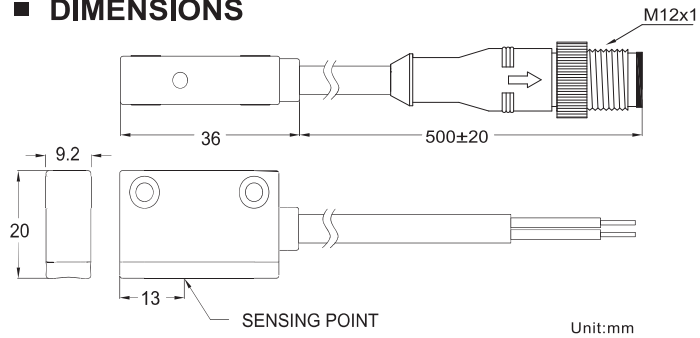
Weld Field Immune Sensor - Model SM10R-M12

DUAL COLOR LED

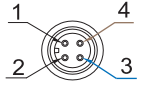


Dual Color LED allow more precise positioning

■ DIMENSIONS

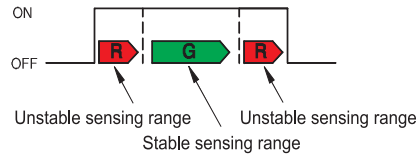


■ PINOUT

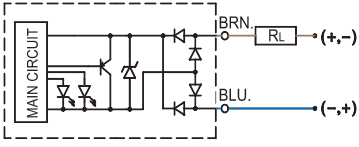


1:N/C (NO connect)
2:N/C (NO connect)
3:Blue
4:Brown

■ SW OUT

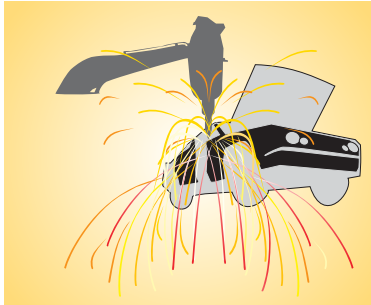


■ SPECIFICATIONS

TYPE	SM-10R-M12
CONNECT DIAGRAM	
CHARACTERISTICS	
Wiring Method	2-Wire Type
Switching Logic	Solid State Output, Normally Open
Sensor Type	-
Operating Voltage	10~28V DC
Switching Current	5-50mA max.
Contact Rating (*1)	1.5W max.
Current Consumption	-
Voltage Drop	5V max.
Leakage Current	1mA max.
Indicator	Red LED : unstable sensing range Green LED : stable sensing range
Cable	ø5.4, 2C, PVC
Operating Time	50ms max.
Magnetic Field Resistance (*2)	16000A
Magnet Requirement (*3)	85Gauss
Temperature Range	-10~60°C
Shock (*4)	30G
Vibration (*5)	9G
Enclosure Classification	IEC 60529 IP67
Protection Circuit (*6)	3,4

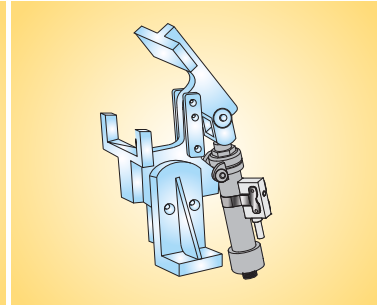
NOTE: 1. WARNING: Never exceed rating (Watt=Voltage x Amperage). Permanent damage to sensor will occur.
2. The operational distance can be 0 mm between SM-10R-M12 and welding gun (welding conductor or cable) when the welding current less than 16000 A.
3. Measuring standard target: ø15.5Xø8X5t (Anisotropy rubber magnet)
4. Sin wave / X, Y, Z 3 directions / 3 times each direction / 11 ms each time.
5. Double amplitude 1.5 mm / 10Hz~55Hz~10Hz (Sweep 1 min) / X, Y, Z 3 directions / 1 hour each time.
6. 1=None / 2=Short-circuit / 3=Power Source Reverse polarity / 4=Surge Suppression

■ APPLICATION ENVIRONMENT



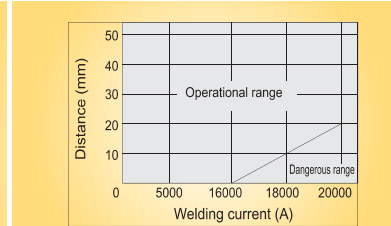
The SM-10R-M12 can be applied in the strong magnetic field environment such as automotive manufacturing or areas near welding machine. When SM-10R-M12 detects the magnetic AC field (50 or 60Hz) it will keep the status of output and will not be effected.

■ APPLICATION MOUNTING



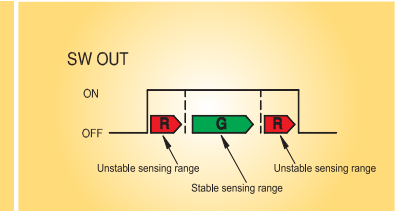
The SM-10R-M12 detects the position of the cylinder piston and it is especially suitable for clamp cylinder.

■ WELD-FIELD IMMUNE



The operational distance can be 0mm between SM-10R-M12 and welding gun (welding conductor or cable) when the welding current less than 16000 A.

■ SENSOR OUTPUT / INDICATOR



The function of three sensing range indicators ensures the preciseness of setting position.

Unstable sensing range : Red LED lights up
Stable sensing range : Green LED lights up

